


DESCRIPTION

Flush Mount, Its design features an a die cast aluminum bordered circumference for a sleek aesthetic. Suitable for Wet Locations.

Ideal for drop ceilings, closets, attics, hallways, bathrooms, kitchens, basements, entry ways, porches (covered ceiling only), garages, stairwells, corridors, nursing/retirement homes, condos, elevators, apartments, and any other small areas with limited space.



FEATURES

- Emits evenly, without halo and shadow
- Triac dimming 10%-100%
- Color removable trim available (sold separately): Brushed nickel, Black, Bronze

STYLISH AND SLIM DESIGN

This ultra bright LED Flush Mount is only 0.5 inch thick, it won't look awkward or affect the decoration. The flat-mounted ceiling lamps have a smooth surface and no bulge, making them suitable for a variety of decorative styles.

SAFETY & LONG LIFESPAN

The shell is made of die-casting process, protect your house from potential disasters caused by electricity short circuit. Excellent performance of dust proof, easy to clean. Under normal usage of 8 hours per day, the lifespan could endure more than 10 years.

SPECIFICATION

- Model: 5EJFMCT12SR05
- Size: 5inch
- Wattage: 12W
- Lumens: 652lm/686lm/728lm/710lm/669lm
- Voltage: 120V
- Power Frequency: 60Hz
- Power Factor: >0.9
- 5CCT: 2700K/3000K/3500K/4000K/5000K
- CRI: 80/90
- Beam Angle: 120°
- Material: AL+PS
- Lifespan: ≥50,000hours
- Operating Temp: (-4°F~ 122°F) -20~40°C
- Dimmable: Triac Dimming
- Rating: Suitable for Wet Locations
- Warranty: 5 year limited

ENERGY SAVINGS

Higher lumens and lower energy consumption, flush mount ceiling light offers higher lumens and lower power, provide a large amount of uniform, no flickering light.

LISTING

ETL Listed.



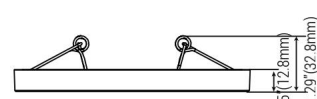
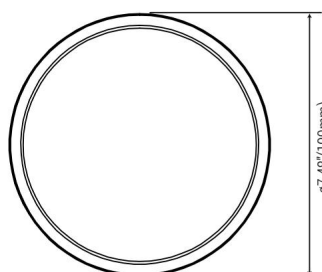
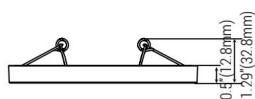
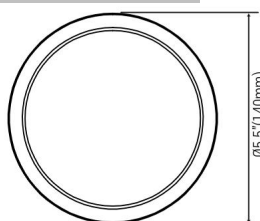
Product View

Push the switch to select the correct color temperature.



The spring passes through the vacancy in parallel to the direction and position, and the convex point is stuck.

DIMENSION



RECOMMENDED DIMMER

LUTRON				LEVITON	
TG-600PR-WH S-600PR-WH CTCL-153PDH-WH	TGCL-153PH-LA SLV-600P-AL DV-600PR-WH	SCL-153PH-WH GT-600P DVCL-153P	RNL06 MSCL-OP153M IPL06	6672 6674 DSL06	PD-6WCL MACL-153M//MA-R



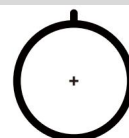
J-Box driver



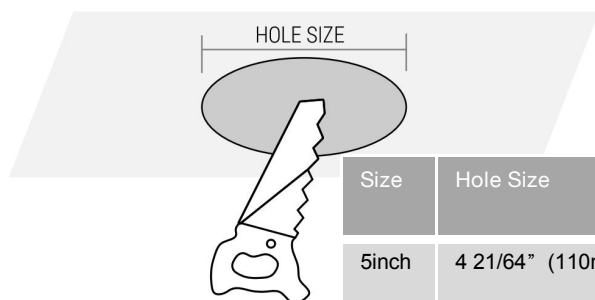
Connector



Spring clip



Hole cutout card



TRIM RING REPLACEMENT (SOLD SEPARATELY)

Size	Hole Size
5inch	4 21/64" (110mm)



Brushed nickel



Black



Bronze